



)

(

1

2016

“ ”

2

3

4

2017

185,850,000

10

3.20

0

10

0

			300394
			Suzhou TFC Optical Communication Co.,Ltd
			TFC
			17
			215129
			695
			215129
			www.tfcsz.com
			zhengquan@tfcsz.com

	4 C 303

	5		2015 2 17 2018 12 31

	2016	2015		2014
	310,047,077.82	237,030,890.85	30.80%	200,643,770.10
	121,577,742.89	103,265,623.65	17.73%	88,675,340.99
	113,648,432.12	97,142,765.75	16.99%	84,528,511.26
	153,522,163.07	103,330,861.15	48.57%	59,985,442.43
/	0.6542	0.5753	13.71%	0.60
/	0.6542	0.5753	13.71%	0.60
	17.04%	17.40%	-0.36%	31.08%
	2016	2015		2014
	815,998,956.61	707,424,429.72	15.35%	345,113,633.91
	757,089,391.66	677,142,048.77	11.81%	325,532,838.82

	70,717,102.87	73,309,327.88	80,896,763.12	85,123,883.95
	28,644,780.14	31,540,700.90	28,608,289.46	32,783,972.39

	26,052,231.24	29,503,452.96	28,352,650.84	29,740,097.08
	35,727,724.72	27,683,820.72	39,195,530.42	50,915,087.21

1

2

	2016	2015	2014	
	-51,991.78	915.81		
	2,313,523.00	3,139,838.00	4,511,050.49	
	7,090,207.98	4,040,273.98		
	-23,138.30	22,334.45	44,961.78	
			464,640.00	
	1,399,290.13	1,080,504.34	873,822.54	
	7,929,310.77	6,122,857.90	4,146,829.73	--

1 —

1 —

1 —

2

17.73%

2012

C39

--	--

2

1

1 μ m

5 μ m

2

2005

CNC

OSA

BARREL LENS

3

38

5

33

4

“

”

“

”

AR/VR

“ ”

“ ”

2016

1

3.10

30.80%

2

1.22

17.73%

2015

2016

“ + ”

“ ”

2016

“

”

1

2,630.32

77.39%

2016

IT

OSA

MDC

2016

11

3

8

2016 12

BARREL

OSA

TFC

TFC

2

“

”

2016

2016 8

2016

3

2016

“

”

“

”

3.1

3.2

3.3

3.4

“ ”

3.5

ERP

MES

4

2016 7

35%

2016 8

“

”

2016 9

Tsuois Mold

LENS

LENS

LENS

2016 11

MPO

5

“ ”

“ ”

6

1

“ ” “ ”

2

1

1 —

5 —

	2016		2015		
	310,047,077.82	100%	237,030,890.85	100%	30.80%

	309,877,835.23	118,504,725.19	61.76%	30.84%	35.60%	-1.34%
	285,329,864.57	106,589,892.52	62.64%	23.17%	24.75%	-0.47%
	231,250,646.07	96,708,822.60	58.18%	13.70%	20.60%	-2.39%
	78,796,431.75	21,902,348.89	72.20%	134.20%	199.42%	-6.05%

子公司名称	持股比例(%)	主营业务	备注

7

1,637.72

8

	112,381,860.89
	36.25%
	0.00%

5

1		34,386,255.07	11.09%
2		29,848,217.74	9.63%
3		19,569,987.50	6.31%
4		15,533,703.89	5.01%
5		13,043,696.69	4.21%
	--	112,381,860.89	36.25%

	41,021,819.71
	67.22%
	0.00%

5

1		22,185,925.55	

4		3,683,197.00	6.04%
5		3,502,777.78	5.74%
	--	41,021,819.71	67.22%

36.36%

3

	2016	2015		
	6,722,924.74	3,991,104.02	68.45%	
	52,630,384.23	30,676,284.42	71.57%	
	-6,192,244.32	-3,486,613.18	-77.60%	

4

40G

100G OSA

/

77.39%

2,630.32

	2016	2015	2014
	156	128	58
	12.17%	13.13%	6.85%
	26,303,191.82	14,827,479.12	8,900,883.07
	8.48%	6.26%	4.44%
	0.00	0.00	0.00
	0.00%	0.00%	0.00%

|

|

5. 12%

1

	2016		2015			
	221,979,308.23	27.20%	140,740,463.16	19.89%	7.31%	
	102,976,387.03	12.62%	82,218,692.76	11.62%	1.00%	
	44,923,101.57	5.51%	34,618,907.37	4.89%	0.62%	
		0.00%		0.00%	0.00%	
	3,153,188.01	0.39%		0.00%	0.39%	315.32 35%
	212,132,066.58	26.00%	96,268,905.50	13.61%	12.39%	
	9,844,376.59	1.21%	43,826,255.18	6.20%	-4.99%	
		0.00%		0.00%	0.00%	
		0.00%		0.00%	0.00%	
	35,404,077.48	4.34%	57,871,888.44	8.18%	-3.84%	
	160,000,000.00	19.61%	222,000,000.00	31.38%	-11.77%	
	6,243,072.02	0.77%	9,923,412.76	1.40%	-0.63%	

2

3

	160,000.00	
	160,000.00	—

1

3,500,000.00	0.00	100.00%

2

			3,500,000.00	35.00%					0.00	-346,811.99		2016 07 28	2016 7 28 http:// www.cni nfo.com. cn

													35%
													2016-03 6
	--	--	3,500,000.00	--	--	--	--	--	0.00	-346,811.99	--	--	--

3

4

5

1

2015	IPO	28,551.36	14,657.51	22,674.4	0	0	0.00%	5,876.96	/	0			
	--	28,551.36	14,657.51	22,674.4	0	0	0.00%	5,876.96	--	0			
1													[2015]183
													(“ ” “ ”) 2015 2
													(A) 1,859
	1,524	335		21.41 /		1,524				32,628.84			
		4,077.48137				28,551.35863					2015 2 13		
													W[2015]B017
2	2015			8,016.89									
				W[2016]E1311		2015 12 31							8,016.89

21,048.06								109.56		
404.03								1,202.75	3.2016	
		14,657.51		2016	12	31				6,947.25
										1,070.29

2

	()		(1)		(2)	(3) (2)/(1)				
		24,670	24,670	13,995.62	18,938.69	76.77%	2017 03 31	4,220.83		
		3,887	3,887	661.89	3,735.71	100.00%	2015 12 31			
	--	28,557	28,557	14,657.51	22,674.4	--	--	4,220.83	--	--
	--	28,557	28,557	14,657.51	22,674.4	--	--	4,220.83	--	--
	1									
	2									

	2016 6 30	2017 3 31
		151.29
1.5		12
	0.4	2016 12 31

4G

10GPON

LTE

4.5G 5G

100G

HC

!

~~XXXXXXXXXX~~

~~XXXXXXXXXX~~

,

,

(

)

*

+

86%

1

						20
2017	3	16		2016		2016 12 31
		185,850,000		10	3.2	
		2016				

3

1 2016 185,850,000 10 3.2

, 59,472,000 2016

2 2015 2015 12 31 74,340,000

10 5.6 41,630,400

10 15 111,510,000 185,850,000

178,865,873.32 2016 5 18

3 2014 74,340,000 10 5

, 37,170,000.00 128,438,019.00

2016	59,472,000.00	121,577,742.89	48.92%	0.00	0.00%
2015	41,630,400.00	103,265,623.65	40.31%	0.00	0.00%
2014	37,170,000.00	88,675,340.99	41.92%	0.00	0.00%

â

--	--	--	--	--	--	--	--	--	--

			25%							

25%

20

1

20

IPO

5%

2015 01
31

a

b

2,000

c

2%

b

c

c


5

3

5

2

5



3

a
2,000
2%

b
5

3

3

20

a

2% a b

5

			40%			
			2	3		
					30	
		1				
					2	

				2		
		/ /	2	1	2015 01 31	
				/		



“ ”

1

2

3

4

5

1

1

2

3

2

3

1

			10,000	2015 08 07	2016 02 07	4.15%	10,000	0	209.21	209.21	209.21
			9,000	2015 12 24	2016 06 24	2.6%-3.5 %	9,000	0	137.62	157.93	157.93

			3,200	2015 08 26	2016 03 01	4.1%	3,200	0	68.02	68.02	68.02
			7,000	2016 05 19	2016 11 18	3.5%	7,000	0	123.51	123.51	123.51
			8,000	2016 05 19	2016 08 18	3.5%	8,000	0	70.57	70.57	70.57
			5,000	2016 09 09	2016 12 08	3.2%	5,000	0	39.89	39.89	39.89
			5,000	2016 09 14	2016 12 14	3.2%	5,000	0	39.89	39.89	39.89
			7,000	2016 11 25	2017 02 24	2.8%	0	0	48.33	0	0

2016 2017
5,000 12 14 03 14
3.2%

2

4

1

2

1

	59,100,000	79.50%			70,701,562	-11,965,625	58,735,937	117,835,937	63.40%
1	42,985	0.06%				-42,985	-42,985	0	
2	85,970	0.12%				-85,970	-85,970	0	
3	45,508,545	61.22%			55,556,250	-8,471,045	47,085,205	92,593,750	49.82%
	45,422,575	61.10%			55,556,250	-8,385,075	47,171,175	92,593,750	49.82%
	85,970	0.12%				-85,970	-85,970	0	
4	13,462,500	18.10%			15,145,312	-3,365,625	11,779,687	25,242,187	13.58%
	13,462,500	18.10%			15,145,312	-3,365,625	11,779,687	25,242,187	13.58%
	15,240,000	20.50%			40,808,438	11,965,625	52,774,063	68,014,063	36.60%
1	15,240,000	20.50%			40,808,438	11,965,625	52,774,063	68,014,063	36.60%
	74,340,000	100.00%			111,510,000	0	111,510,000	185,850,000	100.00%

1 2016 2 17

22,062,500

29.68%

2 2016 5 8

2015

2015

2016 12 31

2015

4.0737

2015

55.28%

2



--	--	--	--	--	--	--	--

148,364

148,364

	148,344	148,344	0	0		2016-2-17
	1,569,852	1,569,852	0	0		2016-2-17
	59,100,000	11,965,625	70,701,562	117,835,937	--	--

1


2

1	2016	2	17		22,062,500		29.68%
				10,078,125	13.56%		
2	2016	5	9	2015	2015		
					74,340,000	10	5.6
				41,630,400		10	15
	111,510,000			185,850,000	2016	5	18

3

1

	12,566		12,776		0		0
--	--------	--	--------	--	---	--	---



		4,168,750	4,168,750
		3,865,377	3,865,377
		2,777,020	2,777,020
		1,989,644	1,989,644
		1,341,260	1,341,260
		1,322,250	1,322,250
		900,000	900,000
		726,626	726,626
		608,500	608,500
		593,500	593,500
10 10	10	-	
	10	10	10

10

10

10

10

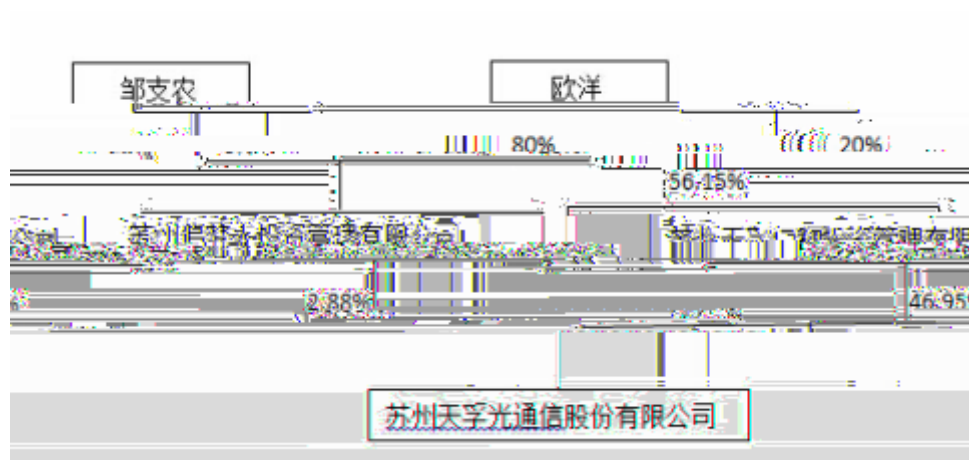
2

	/			
		2005 06 08	91320505774698086J	

--	--

3

10		



4 10%

5

					2011 49 09 30	2017 10 07					
					2011 49 09 30	2017 10 07					
					49 30	2017	12,750,00 0		3,800,000	19,125,00 0	28,075,00 0

&

&

4 1974 10 2001
 6 2003 6 2003 7 2006 5
 2006 6 2007 3 2007
 4 2010 2 2010 3 2011 6
 2011 5 2011 9
 5 1983 10
 2004 8 2009 6 2009 9
 2011 9
 6 1957 8
 1982 2 1987 8 1987 8 1999 11
 1999 12 2002 7
 2002 8
 SMT
 2011 12
 7 1964 6 1989 1992
 1992 1995 1996
 1998
 1997 2003 1999 2003
 2003 7
 2009 9 2015 2016 1
 2011 12
 8 1978 10
 2000 7 2001 9
 2007 6 2009 6 2009 7 2014 6
 2014 7 2011 12
 1 1981 3 2003
 6 2005 7 2005 7 2011 9

2010 6

2 1982 12 2004 3

2005 6 2005 7 2007 6

2007 7 2011 2 2011 3 2011 9

3 1982 3 2005

7 2008 5 2008 6 2011 9

1 “ “ “ 32011 3 1982 3

			2010 11 03		
			2016 12 27		
			2016 08 08		
			2010 11 03		
			2016 11 11		
			2002 08 01		
			2014 09 30		
			2016 01 21		
			2009 07 01		
			2014 11 15		
			2013 03 16		
			2015 12 02		
			2015 10 10		
			2016 06 29		
			2014 07 01		
			2015 04 22		
			2013 12 20		
			2014 12 01		
			2015 07 17		

1

	195
	1,087
	1,282
	1,282
	0
	960
	23
	180
	13
	1,282

4

	451,933
	5,471,324.00

1

2

2

3

10

4

3

1

6

5

6

7

1

2

3

4

5

	2
--	---

2

3

') %

&S%)

&S%)

&S%&

&S%&

1

2

	2017 03 18	
	2016	2017 3 18
	http://www.cninfo.com.cn	
		100.00%
		100.00%

	<p>5%</p> <p>3%</p> <p>1%</p> <p>1%</p> <p>3%</p> <p><</p> <p>0.5%</p> <p>3%</p> <p><</p> <p>0.5%</p> <p>1%</p> <p><</p> <p>0.5%</p> <p>3%</p> <p><</p> <p>0.5%</p> <p><</p> <p>0.5%</p>	<p>3%</p> <p>1%</p> <p>0.5%</p> <p>3%</p> <p><</p> <p>0.5%</p> <p>1%</p> <p><</p> <p>0.5%</p> <p>0.5%</p>
		0
		0
		0
		0

	2016 12 31





,

,

,

,

,

,

,

,

,

,

2016 12 31

2016

.

1

2016 12 31

	3,153,188.01	
	212,132,066.58	96,268,905.50
	9,844,376.59	43,826,255.18
	14,958,588.32	15,301,223.72
	784,337.24	868,777.78
	1,536,799.65	1,144,513.84
	6,243,072.02	9,923,412.76
	248,652,428.41	167,333,088.78
	815,998,956.61	707,424,429.72
	6,348,521.24	
	25,781,887.06	16,168,573.70
	1,104,017.95	85,247.07
	14,560,059.56	5,777,164.89

	9,277,708.06	7,741,395.29
	190,735.23	
	57,262,929.10	29,772,380.95
	977,490.00	510,000.00
	669,145.85	
	1,646,635.85	510,000.00
	58,909,564.95	30,282,380.95
	185,850,000.00	74,340,000.00

	44,531,574.74	33,669,938.36
	305,294,137.52	236,208,431.01
	757,089,391.66	677,142,048.77

	86,507,336.91	38,525,064.87
	1,459,982.85	29,378,128.18
	7,521,134.13	7,692,493.17
	784,337.24	868,777.78
	848,410.94	660,853.20
	4,392,652.02	8,256,852.36
	206,983,026.38	160,253,405.00
	772,480,654.56	701,157,762.04
	6,348,521.24	
	19,712,976.55	28,446,493.26
	1,104,017.95	85,247.07
	8,241,409.81	3,346,549.68
	7,680,384.17	6,681,032.57
		658,548.38
	43,087,309.72	39,217,870.96

	977,490.00	510,000.00

	176,691,745.28	123,042,965.58
	118,611,171.49	87,507,001.25
	3,630,261.73	3,523,663.96
	6,722,924.74	3,991,104.02
	52,630,384.23	30,676,284.42
	-6,192,244.32	-3,486,613.18
	1,289,247.41	831,525.11
“ ”		
“ ”	6,743,395.99	4,040,273.98
	-346,811.99	
“ ”		

1.		
2.		
1.		
2.		
3.		
4.		
5.		
6.		
	121,577,742.89	103,265,623.65
	121,577,742.89	103,265,623.65
	0.6542	0.5753
	0.6542	0.5753

4

	310,784,218.52	237,030,890.85
	152,318,154.75	103,206,747.89

	2,988,544.20	2,290,407.34
	5,847,581.04	3,189,074.41
	35,358,804.00	18,071,316.36
	-6,164,181.02	-3,480,111.52
	1,250,384.91	807,525.11
“ ”		
“ ”	6,743,395.99	4,040,273.98
	-346,811.99	
“ ”	125,928,326.63	116,986,205.24
	1,713,050.67	3,085,569.81
		1,174.36
	63,491.78	47,548.55
	51,991.78	258.55
“ ”	127,577,885.52	120,024,226.50
	18,961,521.76	17,737,277.25
“ ”	108,616,363.76	102,286,949.25
1.		
2.		

4.		
5.		
6.		
	108,616,363.76	102,286,949.25

5

	293,694,446.26	246,385,901.28

	71,781,918.58	49,143,501.40
	37,459,166.40	41,817,174.71

	41,630,400.00	37,170,000.00

	492,873,041.00	324,254,273.98
	36,673,127.46	45,790,769.21
	413,500,000.00	542,000,000.00
	27,444,748.84	29,871,235.44
	477,617,876.30	617,662,004.65
	15,255,164.70	-293,407,730.67
		285,513,586.30
		285,513,586.30
	41,630,400.00	37,170,000.00
	41,630,400.00	37,170,000.00
	-41,630,400.00	248,343,586.30
	3,131,456.35	728,602.50
	81,004,307.43	63,805,863.25
	138,121,052.66	74,315,189.41
	219,125,360.09	138,121,052.66

7

	74,340				332,923				33,669,		236,208		677,142
	,000.0				,679.40				938.36		,431.01		,048.77
	0												

00

0

	0												
											103,265		103,265
											,623.65		,623.65
	15,240				270,273								285,513
	,000.0				,586.30								,586.30
	0												
1	15,240				270,273								285,513
	,000.0				,586.30								,586.30
	0												
2													



										400.00	00.00
3											
	111,510, 000.00				-111,510, 000.00						
1	1,115,10 0,000.00				-111,510, 000.00						
2											
3											
4											
1											
2											
	185,850, 000.00				221,413,6 79.40					44,531,57 4.74	

[2005]60367 2005 7 20
 2011 8 8 2011 6 30 12,175.01 5,910
 1 5,910
 2015 1 30 [2015]183
 1,859 (1) 1,524 335
 7,434 2015 2 17
 300394
 2016 5 9 2015 10
 15 111,510,000 185,850,000
 8,725 46.95%
 913205007764477744
 17

2017 3 16

2

C39

3

4

5

6

	4,500		2010 11
	5,000		2016 8
	500		2016 11

--	--	--	--

1

—— “ ” 15
—— 2014

2

12

1

2014

15 ——

2

1 1 12 31

3

12

4

5

1

2

2

8

9

“ ”

10

1

2

3

4

23 —

5

50%

12

11**1**

	100

2

--	--

3

14

1

U

Ñ

15

16

1

2

		20	5/10	4.50/4.75
		10	5/10	9.00/9.50
		5	5/10	18.00/19.00
		5	5/10	18.00/19.00
		5	5/10	18.00/19.00

3

17

18

1

1

1

2

3

3

19

20

21

1

1

23

24

1

4

25

1

2

26

27

28

1

2

31**1****2****32****1**

—	—	—

2

—	—	—	—

33**1****2****34****1**

		17%
		7%

		5%
		15%
		25%
		5%

	25%
	25%

2

2015 7 6

GR201532000580

15%

2015 9 25

GR201536000235

15%

3

1

--	--	--

5

1

	108,403,338.56	100.00%	5,426,951.53	5.01%	102,976,387.03	86,547,872.38	100.00%	4,329,179.62	5.00%	82,218,692.76
1	108,403,338.56	100.00%	5,426,951.53		102,976,387.03	86,547,872.38	100.00%	4,329,179.62		82,218,692.76


1			
1	108,369,646.56	5,418,482.33	5.00%
1 2	8,192.00	819.20	10.00%
2 3	25,500.00	7,650.00	30.00%
3			100.00%
	108,403,338.56	5,426,951.53	

2

1,097,771.91

--	--	--

3



1	2				
2	3				
		1,226,959.35	--	1,870,729.30	--

1

2016

2

1

()

9

1

	1,189,678.46	100.00%	352,983.92		836,694.54	932,168.33	100.00%	161,508.42	17.33%	770,659.91
	1,189,678.46	100.00%								

2

191,475.50

0.00



3



	--	1,069,830.00	--	89.92%	346,991.50

6

--	--	--	--	--

7

8

10

1

	14,021,559.71		14,021,559.71	10,241,151.12		10,241,151.12
	18,033,831.68		18,033,831.68	11,284,743.31		11,284,743.31
	12,867,710.18		12,867,710.18	13,093,012.94		13,093,012.94
	44,923,101.57		44,923,101.57	34,618,907.37		34,618,907.37

4 —

1 —

5 —

2

3

4

--	--

11

--	--	--	--	--

12

--	--	--

13

	160,000,000.00	222,000,000.00
	160,000,000.00	222,000,000.00

14

1

2

3

16

1

2

3

17

		3,500,000		-346,811.					3,153,188	
		.00		99					.01	
		3,500,000		-346,811.					3,153,188	
		.00		99					.01	
		3,500,000		-346,811.					3,153,188	
		.00		99					.01	

18

1

2

3

--	--	--

19

1

1.	42,932,630.04	71,064,393.79	2,546,363.76	1,973,692.55	13,333,766.28	131,850,846.42
2.	67,215,438.58	59,134,072.98	68,892.62	55,555.56	3,756,738.53	130,230,698.27
1		55,801,595.79	68,892.62	55,555.56	3,756,738.53	59,682,782.50
2	67,215,438.58	3,332,477.19				70,547,915.77
3						

2.

4

--	--

5

	4,532,551.09	4
	49,350,516.45	

20

4	4,550,306.87		4,550,306.87			
3	3,808,445.84		3,808,445.84	12,221,951.70		12,221,951.70
	1,461,352.04		1,461,352.04	1,672,648.85		1,672,648.85
	24,271.84		24,271.84			
2				1,693,938.79		1,693,938.79
				27,718,299.84		27,718,299.84
				519,416.00		519,416.00
	9,844,376.59		9,844,376.59	43,826,255.18		43,826,255.18

2

--	--	--	--	--	--	--	--	--	--	--	--

4 8,000,00 4,550,30 4,550,30 75.84% 90%

	0.00		6.87		6.87						
3	30,000,000.00	12,221,951.70	13,087,461.05	21,500,966.91	3,808,445.84	84.36%	90%				

4.	2,033,530.79				2,033,530.79
1.					
2.					
1					
3.					
1					
4.					
1.	14,958,588.32				14,958,588.32
2.	15,301,223.72				15,301,223.72

0.00%

2

5-35	2,988,932.34	4

26

	8,629,079.92	8,629,079.92	

100G OSA		4,293,226.07				4,293,226.07		
		1,228,085.95				1,228,085.95		
		1,682,001.10				1,682,001.10		
		1,365,441.27				1,365,441.27		
		971,124.15				971,124.15		
		1,050,635.86				1,050,635.86		
		935,048.20				935,048.20		

4

	164,051.23	
	164,051.23	

5

2021	164,051.23		
	164,051.23		--

30

	6,243,072.02	9,923,412.76
	6,243,072.02	9,923,412.76

32

--	--	--

33

34

	6,348,521.24	
	6,348,521.24	

0.00

35

1

--	--	--

3			2,420,000.00	1	9.39
4			1,860,714.00	1	7.22
5			1,587,341.68	1	6.16
	—	—	13,716,555.68	—	53.21

36

1

1		1,098,052.34	84,347.07
1 2		5,065.61	900.00
2 3		900.00	
		1,104,017.95	85,247.07

2

1

--	--	--

3

--	--

				%
1		744,674.80	1	67.45
2		185,616.78	1	16.81
3		43,599.05	1	3.95
4		28,302.96	1	2.56
5		19,200.00	1	1.74
	—	1,021,393.59	—	92.51

37

1

	5,777,164.89	76,571,062.16	67,788,167.49	14,560,059.56
-				

	1,963,022.32	2,243,677.30
	6,631,574.94	5,058,555.54
	133,856.27	58,843.46
	222,675.45	168,660.66
	160,208.20	132,155.93
	133,002.20	46,361.23
	18,765.01	22,885.01
	14,603.67	

--	--	--

			2016-12-31		(%)
			164,051.23	1	86.01
			20,364.00	1	10.68
			6,320.00	1	3.31
	—	—	190,735.23	—	100.00

42

--	--	--

43

--	--	--

44

--	--	--

--	--	--	--	--	--	--	--	--	--	--	--

45

1

--	--	--

46

1



2

3

4

--	--


--	--

--	--

--	--	--	--

--	--	--

1,360,000.00	892,510.00	977,490.00	
1,360,000.00	892,510.00	977,490.00	--



©R. P. A. 4 dy 17 CR. de p. 11 C1 y QND

	510,000.00	1,360,000.00	892,510.00	977,490.00	
--	------------	--------------	------------	------------	--

		332,923,679.40		111,510,000.00	221,413,679.40
		332,923,679.40		111,510,000.00	221,413,679.40

“ 23 ”

56

57

449,846.55

“ ”

63

	2,725,799.63	1,510,799.63
	1,153,705.57	1,084,945.65
	1,061,115.88	413,601.84

65

	2,482,461.63	2,824,129.95
	-3,810,459.89	-728,602.50
	100,677.20	66,119.27
	-6,192,244.32	-3,486,613.18

66

	1,289,247.41	831,525.11
	1,289,247.41	831,525.11

67

--	--	--

68

							86,438.00	

|

2

--	--	--

74

1






77

1






2



3



4

5


6

2016 8


2016 11

2


1



2



3



3

4

5

6

1

1

100.00%

4

5

2

1

2

--	--

3

1

				35.00%		
				30.00%		

20%

20%

2

	/	/

3

	/	/

4

	/	/
	--	--
	--	--
	--	--
	3,153,188.01	
	--	--
--		

8

4

				/	

5

6

1

2

1	1 2	2 3	3	
---	-----	-----	---	--

	221,979,308.23				221,979,308.23
	35,404,077.48				35,404,077.48
	102,976,387.03				102,976,387.03
	836,694.54				836,694.54
	361,196,467.28				361,196,467.28
	6,348,521.24				6,348,521.24
	24,252,006.05	1,529,881.01			25,781,887.06
	30,600,527.29	1,529,881.01			32,130,408.30

1


	--	--	--	--
	--	--	--	--

2

3

4

5



7

8

1

2

3

4

5

3

1

--	--	--	--

2

3

1

2

4

5



1

3


4

7

8

1

1




2

1,097,771.91



3



4

2

1

--	--	--

3

--	--

--	--	--	--	--	--

4

	718,000.00	718,000.00
	95,000.00	94,168.33
	179,428.46	
	992,428.46	812,168.33

5

		718,000.00	2 3	72.35%	215,400.00
		104,580.00	1	10.54%	5,229.00
		50,000.00	1	5.04%	2,500.00
		30,000.00	1	3.02%	1,500.00
		30,000.00	1	3.02%	1,500.00
	--	932,580.00	--	93.97%	226,129.00

6

--	--	--	--	--

--	--	--	--	--

7

8

3

	45,000,000.00		45,000,000.00	45,000,000.00		45,000,000.00
	3,153,188.01		3,153,188.01			
	48,153,188.01		48,153,188.01	45,000,000.00		45,000,000.00

1

	45,000,000.00			45,000,000.00		
	45,000,000.00			45,000,000.00		

2

		3,500,000		-346,811.						3,153,188	

	2,313,523.00	
	7,090,207.98	
	-23,138.30	
	1,399,290.13	
	7,929,310.77	--

1 —

1 —

2

		/	/
	17.04%	0.6542	0.6542
	15.93%	0.6115	0.6115

3

1

2

3

4

2016

fl L
88% \$ %