



**2020**

**2020 08**

)

(

1

5G

2

**3**

**4**

**OSA ODM  
LENS ARRAY**

**FA AWG BOX**

**5**

**2020**

**74.5%**

**100%**

**6**

**7 2020**

**2020**

**“ 5G**

**”**

**2020**

<b>2020</b>	.....	<b>2</b>
	.....	<b>8</b>
	.....	<b>11</b>
	.....	<b>16</b>
	.....	<b>27</b>
	.....	<b>72</b>
	.....	<b>77</b>
	.....	<b>78</b>
	.....	<b>79</b>
	.....	<b>79</b>
	.....	<b>81</b>
	.....	<b>82</b>
	.....	<b>198</b>



		Transmitter Optical Subassembly TOSA Receiver Optical Subassembly ROSA
OSA		Optical Subassembly
LENS ARRAY		
FA		FIBER ARRAY
AWG		Arrayed Waveguide Grating
Mux/Demux		/
BOX		
4G		
5G		
		internet
		2020 1 1 2020 6 30
		2019 1 1 2019 6 30

			300394
			Suzhou TFC Optical Communication Co., Ltd
			TFC

		695	
		0512-66905892	
		0512-66256801	
		zhengquan@tfcsz.com	

1

2019

2

2019





OEM

BOX

AWG

“

”

FA

TO-CAN/BOX

1

2

1

“

”

FAFA C°-`FAFAFA +CR ; ÖFA

3

— — — — —

	18.90%
	76.47%
	23.68%
	51.10%
	74.73%
	37.70%

2

	8,940	TFC						
TFC	74.5%	5,755.99				TFC	4.69%	
	TFC	5,294.07				357.04		
	94.5%							

”

TFC

“

”

“

”

“

”

“

”

HR

OEM

2020  
5G

5G

100G 200G 400G

5G

25G

2020

“

”

“

”

1.

39,271

57.75%

5G

2.

12,630

63.25%

5G

74.5%

2020 5

2020 4  
2020

1.

2

2.

5G

3.

2020 3,707 34.86%  
400G 800G

4.

8,940 74.5% 94.5%  
LENS ARRAY LENS ARRAY  
LENS ARRAY  
100% 100% WDM

5.

5.

“ ”  
QCC  
2020  
“0GyFJ

“ ” “ ”

---

--	--	--

10%

	248,532,666.02	133,199,930.17	46.41%	63.47%	72.30%	-2.74%
	144,175,648.76	56,729,324.70	60.65%	48.78%	52.19%	-0.89%
	392,708,314.78	189,929,254.87	51.64%	57.75%	65.76%	-2.33%

1

	185,445,108.62	12.92%	137,008,151.41	11.05%	1.87%
	254,470,977.83	17.73%	152,414,553.42	12.29%	5.44%



														74.5%
														2020-03 4
														74.5%
														2020-04 3
	--	--	89,400, 000.00	--	--	--	--	--	--	0.00	9,940,46 8.98	--	--	--

3

4

5

**1**

	18,348.29
	1,241.6
	11,153.29
	0
	0
	0.00%

[2018]298

2018 7

-



--	--

TFC		

1		2010 11	4,500
2		2016 8	5,000
3		2016 11	500 51%
4		2016 12	7,000 20%
8,940	LENS		74.5%
5.		2017 6	1000 94.5%
6		2016	7 634 7 634

2

3

4

LENS ARRAY                      FA   AWG   BOX                      OSA ODM

5

2020

74.5%

100%

6

7 2020

2020

“ 5G

” 2020

## 1

2020		63.18%	2020 04 07	2020 04 08	2020 4 8 www.cninfo.com. cn 2020 2020-015
2019		62.09%	2020 05 20	2020 05 21	2020 5 21 www.cninfo.com. cn 2019 2020-040
2020		61.23%	2020 06 29	2020 06 29	2020 6 29 www.cninfo.com. cn 2020 2020-057

## 2



				2015 01 31		
			25%			

--	--	--	--	--	--	--

				2015 01 31		


			25%			
--	--	--	-----	--	--	--



			25%			
--	--	--	-----	--	--	--


1

2015 01  
31



2

/  
/




1  
/  
/ /


2 /

/

--	--	--	--	--	--	--



				1		
			2			



PB w(S)G!G6N LGN hETvR1@N7bHUvS6EF5p"ES69L

			5%			
			3			
			2			

			20%			
			40%			

			3			
			2			

2015 01


31




30

			1			
			2			
				2015 01 31		

			30	1		
--	--	--	----	---	--	--



2




2



				2015 01 31		
			1 / /			
			2 /			

			1 /	2017 01 20		
		2	/	/		
			/			
			/			

			/			
			1			
				2017 01 20		
			2			
			3			
		4				



5


§ "

			1			
			2			

			3			
			" "	2017 05 20		



				3		
			"	"	2017 05 20	



"

"

1


d

-

	CE		3	
			4	.RHN(84)HM(B NdGgHM(CKH—bS@ED

			" "			
			1			
				2		

				3		
				4		
			" " / /	2017 05 20		



			3			
			4			
	ZHOU,ZHIPI NG		/	2017 11 10		

			1			
			2			
			3			
			4			
			5			

			" " 12	2018 07 17		



	ZHOU, ZHIPING			17		
				2		
				3		
				4		
				5		
				6		

			7				

“ ”

“ ”

2020 4 24

2018

70.7

3

2018

28.5

2020 5 20

2019

2018

2020 5 22

70.7

3

2020-042

2020 7 29

28.5

2020-061

**1**

**2**

**3**

**4**

**5**

2020 4 24

2020

1

1

2

3

76,906.68

3,428.57

10%

10%

2

3

--	--	--	--	--	--	--	--	--

4

**1**

2017 9      ISO14001 2015

**1**

	23,152,850	11.64%				-285,000	-285,000	22,867,850	11.50%
3	880,000	0.44%						880,000	0.44%
	880,000	0.44%						880,000	0.44%
4	22,272,850	11.20%				-285,000	-285,000	21,987,850	11.05%
	22,272,850	11.20%				-285,000	-285,000	21,987,850	11.05%
	175,749,060	88.36%				285,000	285,000	176,034,060	88.50%
1	175,749,060	88.36%				285,000	285,000	176,034,060	88.50%

2

	1,216,600	285,000		931,600		70000 2018
	21,056,250			21,056,250		
	70,000			70,000		2018
	70,000			70,000		2018
	50,000			50,000		2018
	50,000			50,000		2018
18	640,000			640,000		2018

---

	23,152,850	285,000	0	22,867,850	--	--



3		1,601,640		1,601,640
10	10	56.54%	100%	

10

10

10

10






---

			2020 05 31	
--	--	--	------------	--



**1**

2020 06 30





	111,699,398.05	93,143,174.42
		4,180,711.31
	7,004,101.70	
	23,428,772.72	19,007,860.21
	18,246,773.03	12,688,273.69
	11,313,618.94	13,495,156.22
	722,000.00	342,000.00
	184,960,623.82	152,362,670.54

---

	198,901,910.00	198,901,910.00

		255,654,682.46	449,984,029.98
		899,886,787.99	896,951,079.75
		112,947,754.26	99,426,633.33

	10,359,130.00	9,943,000.00
	722,000.00	342,000.00
	299,770,744.38	188,090,380.11
	299,770,744.38	188,090,380.11
	198,901,910.00	198,901,910.00
	409,488,262.02	406,910,802.02
	9,481,000.00	9,481,000.00
	368,054.26	368,054.26
	75,047,368.73	75,047,368.73
	350,532,416.86	360,714,058.91
	1,024,857,011.87	1,032,461,193.92
	1,324,627,756.25	1,220,551,574.03

3

	2020	2019
	392,708,314.78	248,944,224.46
	392,708,314.78	248,944,224.46
	255,451,615.70	162,389,941.44
	189,929,254.87	114,582,680.67
	3,457,604.12	2,876,784.21
	4,067,879.91	4,486,954.36
	22,989,215.81	14,509,360.89
	37,068,979.66	27,487,199.24
	-2,061,318.66	-1,553,037.93
	1,189,917.94	1,667,744.05
	3,792,008.88	727,330.68
“ ”	11,848,132.52	8,542,002.37
	642,757.04	-329,954.69
“ ”		
“ ”		

“ ”		
“ ”	-4,368,076.80	-1,168,769.13
“ ”	-891,310.71	-2,527,684.13
“ ”		
“ ”	147,637,452.97	92,127,162.81
	50,218.20	74,485.77
	50,000.03	79,685.76
“ ”	147,637,671.14	92,121,962.82
	19,954,671.92	14,515,970.93
“ ”	127,682,999.22	77,605,991.89
1. “ ”	127,682,999.23	77,605,991.89
2. “ ”		
1.	126,300,632.97	77,364,721.98
2.	1,382,366.25	241,269.91
	44,325.95	-1,952.02
	44,325.95	-1,952.02
1.		
2.		
3.		
4.		
5.		
	44,325.95	-1,952.02

1.		
2.		
3.		
4.		
5.		
6.	44,325.95	-1,952.02
7.		
	0.00	0.00
	127,727,325.17	77,604,039.87
	126,344,958.92	77,362,769.96
	1,382,366.25	241,269.91
	0.6380	0.3908
	0.6356	0.3896

	1,471,072.14	622,796.57
“ ”	9,271,057.31	8,542,002.37
	642,757.04	-329,954.69
“ ”		
“ ”		
“ ”	-4,232,053.27	-1,104,278.38
“ ”	-982,721.93	-1,748,888.40
“ ”		
“ ”	81,600,536.14	67,132,691.45
	21,960.26	74,485.77
		79,685.76
“ ”	81,622,496.40	67,127,491.46
	12,243,374.45	10,160,538.19
“ ”	69,379,121.95	56,966,953.27
“ ”	69,379,121.95	56,966,953.27
“ ”		
1.		
2.		
3.		
4.		

5.		
1.		
2.		
3.		
4.		
5.		
6.		
7.		
	69,379,121.95	56,966,953.27

## 5

	2020	2019

2020

3,2

	67,594.80	0.00
	67,594.80	0.00
	79,214,336.25	71,262,687.60
	0.00	28,761.78
	79,214,336.25	71,291,449.38
	-79,146,741.45	-71,291,449.38
	311,238.05	-115,743.39
	60,506,599.82	-11,941,486.15
	124,938,508.80	148,949,637.56
	185,445,108.62	137,008,151.41

## 6

	2020	2019
	339,441,094.55	262,340,282.55
	4,601,451.21	3,257,738.17
	3,718,333.86	2,979,212.20
	347,760,879.62	268,577,232.92
	239,601,792.43	136,369,303.99
	23,696,187.96	19,833,179.10
	17,446,882.07	16,306,565.32
	6,235,060.76	8,167,913.27
	286,979,923.22	180,676,961.68

	60,780,956.40	87,900,271.24
	1,312,461,642.22	851,900,000.00
	8,247,946.03	8,871,957.06
	1,320,709,588.25	860,771,957.06
	4,611,117.20	9,274,746.38

7

		2020											

4														6,290,166.36	6,290,166.36
														-79,560,764.00	-79,560,764.00
1															
2															
3														-79,560,764.00	-79,560,764.00
4															
														-366,063.16	-366,063.16
1															
2															
3															
4															
5															
6															-366,0




---

				987.50							987.50	87.50
--	--	--	--	--------	--	--	--	--	--	--	--------	-------

8

2020										



0.00 75,047,3

6



	198,94 1,910. 00	0.00	0.00	0.00	403,589 ,954.52	9,880,20 0.00	121,991 .88	0.00	63,129, 712.70	325,059,8 42.29	0.00	980,963,21 1.39
“ ”	0.00	0.00	0.00	0.00	3,660,9 87.50	0.00	0.00	0.00	0.00	-14,652,1 34.33	0.00	-10,991,146 .83
										56,966,95 3.27		56,966,953. 27
					3,660,9 87.50							3,660,987.5 0
1												
2												
3												
4					3,660,9 87.50							3,660,987.5 0



C39

3

4

OSA

5

6

1

		100%	
		100%	
		51%	
		94.5%	
		100%	
TFC COMMUNICATION USA INC.		100%	—
TFC			94.5%

2

2020 4

74.5%

2020 5

1

“

”

2014

15

2

12

1

2014

15 —

2

1 1 12 31

3

12

4

5

1

2

**6**

“ ”

10

1

1

2

3

2

1

2

3

4

5

6

3

1

2

1

2

4

5

6

12

30

11

12


	(%)
1 1	5%
1 2	10%
2 3	30%
3	100%

**13**

**14**

**15**

1

2

5

**16**

**2020 1 1**

1

1

2

**19**

**20**

**21**

**22**

1

150c0511f/TT3 aJTf0>2251TT1 10990a910a1ba9467



3

90%                      90%                      75%

27

28

29

30

1

1

2

2

31

32

33

2020 1 1

34

1

2

**3**

**4**

**35**

**36**

1

2

**37**

2

38

39

2020 1 1

1

2

**2019**

1

2

3

40

1

2

41

/

42

1

2

43

44

1

2017 7 5 < 14 —	2020 4 24	2020 4 28 www.cninfo.com.cn



	4,415,569.70	4,415,569.70	
	75,097,552.57	75,097,552.57	
	465,482,961.26	465,482,961.26	
	884,055,280.29	884,055,280.29	

	460,664,054.24	460,664,054.24	
	1,344,719,334.53	1,344,719,334.53	
	9,847,494.69	9,847,494.69	
	93,143,174.42	93,143,174.42	
	4,180,711.31	0.00	-4,180,711.31
		4,180,711.31	4,180,711.31
	19,007,860.21	19,007,860.21	
	12,688,273.69	12,688,273.69	
	13,495,156.22	13,495,156.22	
	342,000.00	342,000.00	
	152,362,670.54	152,362,670.54	







	406,910,802.02	406,910,802.02	
	9,481,000.00	9,481,000.00	
	368,054.26	368,054.26	
	75,047,368.73	75,047,368.73	
	360,714,058.91	360,714,058.91	
	1,032,461,193.92	1,032,461,193.92	
	1,220,551,574.03	1,220,551,574.03	

## 4 2020

45

1

		13%
		7%
		5%
		15%
		25%
		16.5% 23.2%
		21% TFC
		5%
	70%	1.2%

	15%

	15%
	25%
	16.5%
	21%
TFC	23.2%

2

2018 10 24

GR201832001529

15%

2018 8 13

GR201836000739

15%

2019 11 07

GR201932000074

15%

3

1

	7,453.43	1,707.53
	185,437,655.19	105,083,679.71
	0.00	0.00
	185,445,108.62	105,085,387.24
	7,650,512.89	584,093.86

2

--	--	--


! B\$ > Ö4 Ã Ä fOZMGNÍ

			K&>  00000451.66
			61,585,330.29

2



5

1


1	1	267,789,006.04
1	2	70,286.00
		267,859,292.04

## 2

	8,863,954.08	4,525,633.64	1,273.51			13,388,314.21
	8,863,954.08	4,525,633.64	1,273.51			13,388,314.21

	1,273.51	19
	1,273.51	--

## 3

--	--

--	--	--	--	--	--

## 4

1	48,782,292.16	18.21%	2,439,114.61
2	38,943,021.17	14.54%	1,947,151.06
3	19,844,744.60	7.41%	992,237.23
4	17,200,398.48	6.42%	860,019.92
5	16,522,496.84	6.17%	826,124.84
	141,292,953.25	52.75%	

5

6

6

--	--	--

7

1

1	5,464,059.38	99.60%	3,963,320.69	99.92%
1 2	11,222.95	0.20%	7,031.67	0.08%
2 3	7,500.00	0.14%	3,000.00	0.00%
3	3,000.00	0.06%		
	5,485,782.33	--	3,973,352.36	--

1



( )		
-----	--	--

2) 1

( )				
-----	--	--	--	--

3)

3

1)

	0.00	3,151,257.21
	313,000.30	302,100.00
	108,100.00	24,843.00
	1,318,205.00	1,318,205.00

1	1	121,100.30
1	2	
2	3	300,000.00
		1,739,305.30

3)

	380,835.51		153,505.01			227,330.50
	380,835.51		153,505.01			227,330.50

--	--	--

4)

--	--

--	--	--	--	--	--

5)

--	--	--	--	--	--	--

		50,000.00	1	2.87%	2,500.00
		15,000.00	1	0.86%	750.00
		15,000.00	1	0.86%	750.00
	--	1,698,205.00	--	97.63%	225,820.50

6)

--	--	--	--	--	--

7)

8)

9

1

	45,297,672.36	2,494,042.12	42,803,630.24	26,071,561.43	1,832,846.32	24,238,715.11
	37,368,419.07	1,251,471.76	36,116,947.31	23,318,109.15	1,014,225.26	22,303,883.89
	53,007,469.36	708,735.64	52,298,733.72	29,231,798.30	676,844.73	28,554,953.57
	135,673,560.79	4,454,249.52	131,219,311.27	78,621,468.88	3,523,916.31	75,097,552.57

2




## 13

	19,976,330.90	17,382,961.26
	270,000,000.00	448,100,000.00
	289,976,330.90	465,482,961.26

## 14



	12	( )	( )	
2020 1 1	—	—	—	—

## 15

--	--	--	--	--	--	--	--

--	--	--	--	--	--	--	--	--


			( )	
2020 1 1	—	—	—	—

16

1



17

	( )										( )	
--	-----	--	--	--	--	--	--	--	--	--	-----	--

20

1

2

3



---

4.						



2

		11,010,5 10.99	17,171,4 15.04	9,346,99 1.09	93,949.8 4	18,740,9 85.10		-				
	150,000, 000.00	93,153,7 15.26	11,953,6 44.56			105,107, 359.82	70.07%	75%				
	150,000, 000.00	104,164, 226.25	29,125,0 59.60	9,346,99 1.09	93,949.8 4	123,848, 344.92	--	--	0.00	0.00	0.00%	--

25

--	--	--

26

1

	44,562,519.11				44,562,519.11
2.	4,676,024.36			13,049,927.61	17,725,951.98
1					
2					
3					






		3,859,983.82				3,859,983.82		
		3,773,485.53				3,773,485.53		
		37,068,979.66				37,068,979.66		

28

1

74.5%		4,633,912.03				4,633,912.03

2


29



K0 \ O Î ð F p ñ ĩ s g † \$ q 9 1 v ″ e X U • — % ! — . ð € ′ t G i ! — . ó ′ ! ′ ù ′ ! \$ Ó Á Ô



---

	12,158,376.30	21,157,543.71
	44,612.31	163,252.29
	12,202,988.61	21,320,796.00

5

--	--



Á•3Ð~PWÐ-

2

1

3737

	19,007,860.21	83,237,783.93	78,816,871.42	23,428,772.72
-		3,911,361.94	3,911,361.94	
	19,007,860.21	87,149,145.87	82,728,233.36	23,428,772.72

		76,152,170.35	72,339,798.77	22,378,893.79
		3,550,430.69	3,550,072.05	358.64
		1,013,614.55	1,013,614.55	
		874,697.15	874,697.15	
		84,043.14	84,043.14	
		54,874.26	54,874.26	

---

	202,871.41	161,441.98
	329,105.34	176,670.45
	281,605.28	152,817.01
	148,248.61	148,591.47
	92,456.88	92,456.88

	9,481,000.00	9,481,000.00
	58,518.94	520,756.22
	1,052,100.00	3,151,400.00
	10,591,618.94	13,153,156.22

2) 1

--	--	--

42

--	--	--

43

--	--	--

44

--	--	--

--	--	--	--

\GX =0 V9B5 ä•—~!VcqA•nO! • u"" Û\$-À

46

1

--	--	--

2



51


---


	360,563.52	44,325.95	366,063.16	0.00	0.00	-321,737.21	0.00	38,826.31
--	------------	-----------	------------	------	------	-------------	------	-----------

58

--	--	--	--	--

59

	75,047,368.73			75,047,368.73
	75,047,368.73			75,047,368.73

60

		497,583,249.83	414,518,682.51
	+ -	0.00	0.00
		497,583,249.83	414,518,682.51
		126,300,632.97	166,586,910.95
			11,917,656.03
		79,560,764.00	71,604,687.60
		544,323,118.80	497,583,249.83

- 1) 0.00
- 2) 0.00
- 3) 0.00
- 4) 0.00
- 5) 0.00

61



---

	3,457,604.12	2,876,784.21
--	--------------	--------------

**63**

--	--	--

2,820,446.20

	6,085,635.32	4,613,142.00
	8,103,017.78	3,714,143.26
	593,543.81	1,169,616.52
	37,068,979.66	27,487,199.24

## 66

	0.00	0.00
	-1,189,917.94	-1,667,744.05
	-1,027,720.67	121,744.18
	156,319.95	-7,038.06
	-2,061,318.66	-1,553,037.93

## 67

	3,792,008.88	727,330.68

## 68

	3,548,542.05	-329,954.69
	374,908.38	
	7,924,682.09	8,871,957.06
	11,848,132.52	8,542,002.37

## 69

--	--	--

**70**

--	--	--

**71**

	153,505.01	-1,632.10

								/
--	--	--	--	--	--	--	--	---

75

	50,000.00		50,000.00
	0.03	79,685.76	0.03
	50,000.03	79,685.76	50,000.03

76

1

	20,615,176.88	15,662,549.04
	-660,504.96	-1,146,578.11
	19,954,671.92	14,515,970.93

2

	147,637,671.14
/	22,145,650.67

78

1

	1,189,917.94	1,667,744.05
	3,792,008.88	727,330.68
	50,218.20	74,485.77

**5**

QFII	67,594.80	0.00
	67,594.80	0.00

**6**

	0.00	28,761.78
	0.00	28,761.78



---

	3,083,385.89
	0.00
	--
	0.00

**4**

	185,445,108.62	124,938,508.80
	7,453.43	

---

	1.21	5.0813		6.15

	303,700.00	2019	303,700.00
	270,000.00		270,000.00
	152,000.00		152,000.00
	150,000.00	19	150,000.00
	100,000.00	20	100,000.00
	72,494.05		72,494.05
	61,259.55		61,259.55
	54,355.28		54,355.28
	50,000.00	19	50,000.00
	30,000.00	5G	30,000.00
	20,000.00	19	20,000.00
	20,000.00	19	20,000.00
	5,000.00	"5511"	5,000.00
	3,200.00	19	3,200.00

2

85

1

1

	2020 04	89,400,000.0	74.50%		2020 04		15,163,279.9	5,559,842.63

	28	0		30		4	
--	----	---	--	----	--	---	--

2

--	89,400,000.00
--	23,312,397.67
	112,712,397.67
	108,078,485.64
/	4,633,912.03

3

--	--

1

2

1

2

3

4

5

-

6

7

8

29TjTT1 1 Tf.5 0 TD<02c54baf1d4f35bb51a7a3691b5809c8046b45f96c24191b93ef1b694650>3691b5809c441f40560>4ea0a881e69199e05b541e1

5

6

2

1

--	--	--	--	--	--	--	--	--

2

--	--

3


3

4

5

2020 2 13 100%

6

1

1




--	--	--	--	--



2

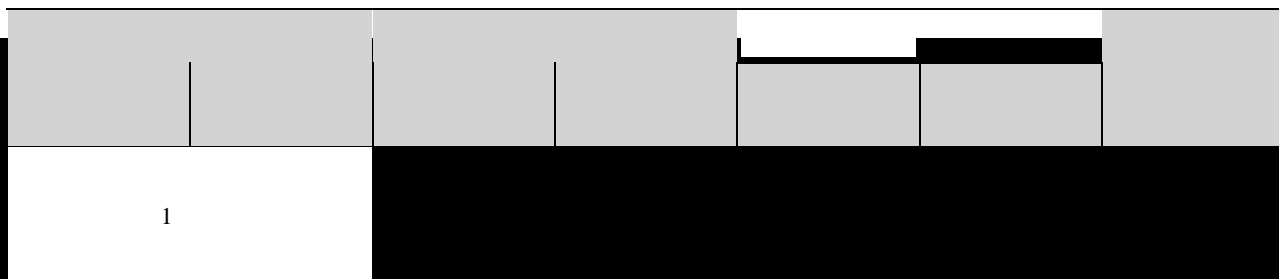
1

2



3

1



	/	/

**4**

	/	/
	--	--
	--	--
	--	--
	7,169,906.80	7,932,874.06
	--	--
--	-762,967.26	-522,798.93
--	0.00	0.00
--	-762,967.26	-522,798.93

**5**

**6**

--	--	--	--

**7**

**8**



	UQmE181(XAã
--	-------------

5

6

1

2

3

82 1 “ ”

30

**1**

--	--	--	--



/ /

6

--	--	--	--

7

		4,532,132.50	4,739,528.18

8

6

1

		3,600.00		0.00	
		1,388,721.39		226.00	

2

	AIP	3,689,641.41	1,753,116.48
		37,253,506.81	33,206,726.81

7

8

1

	0.00
	1,071,000.00
	2018
	19.20
	24 30% 36
	30% 48 40% 2018
	39.35
	24

4

5

1

2

1

2

3

1



3


4

1

1



2



2

3

1

2

4

5



6

1

2



1	261,617,786.48	13,080,889.32	5.00%
1 2	70,286.00	7,028.60	10.00%
2 3			30.00%
3			100.00%
	261,688,072.48	13,087,917.92	--



1	1	270,615,529.65
1	2	70,286.00
		270,685,815.65

--	--

--	--	--	--	--	--

4

1	48,782,292.16	18.02%	2,439,114.61
2	38,943,021.17	14.39%	1,947,151.06
3	19,844,744.60	7.33%	992,237.23
4	17,200,398.48	6.35%	860,019.92
5	16,522,496.84	6.10%	826,124.84
	141,292,953.25	52.19%	

5

6

2

	258,470.00	3,205,584.35
	258,470.00	3,205,584.35

1

1)

--	--	--

2)

--	--	--	--	--

3)

2

1)

( )		
-----	--	--

2)

1

( )				
-----	--	--	--	--

3)

3

1)

	0.00	3,151,257.21
	300,980.00	302,100.00
	50,100.00	
	351,080.00	3,453,357.21

2)

			12	( )	( )	
2020	1	1	247,772.86			247,772.86
2020	1	1				

5)(2020)JFG0 J j.21 JM 10 8343 0 D.0057 P93921502165.7405.745824620145.7405.7058940870445.7030.7200760506140



4

	384,915,235.56	281,338,805.79	242,455,934.73	156,428,392.81
	11,023,932.13	6,189,872.56	4,922,316.34	2,948,886.28
	395,939,167.69	287,528,678.35	247,378,251.07	159,377,279.09

	1	2		
	259,306,807.63			259,306,807.63
	136,632,360.06			136,632,360.06
	395,939,167.69			395,939,167.69

0.00

5

	971,466.84	-329,954.69
	374,908.38	

--	--	--

6

1

	3,792,008.88	
	7,924,682.09	
	218.17	
	1,757,536.38	
	16,784.00	
	9,942,588.76	--

1 —

1 —

2

		/	/
	10.93%	0.6380	0.6356
	10.07%	0.5878	0.5855

3

1

2

3

4

1  
2  
3

2020

\$\$\$ , %